

# Australia's Smallest Charities 2015

This report profiles almost 19,000 of Australia's smallest charities registered with the Australian Charities and Not-for-profits Commission (ACNC), each of which reported an income of less than \$50,000 in 2015.

Produced by the Centre for Social Impact in partnership with the Social Policy Research Centre at the University of New South Wales, this specialised report analyses data specific to extra small charities, submitted through the 2015 Annual Information Statement.

37%

of all charities in Australia are Extra Small, with less than \$50,000 in income

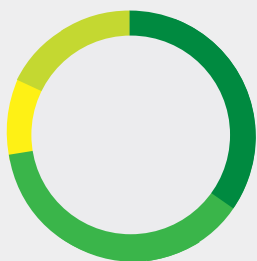
4 in 5

Extra small charities operated with no paid workforce

Over 430,000 volunteers

3 million volunteers overall in Australia

## Number of small charities by income

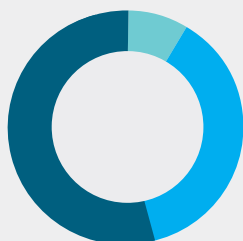


- 38.7% reported income between \$0 and \$10,000 in 2015
- 38.4% reported income between \$10,000 and \$25,000 in 2015
- 19.1% reported income between \$25,000 and \$50,000 in 2015
- 3.8% reported no income in 2015

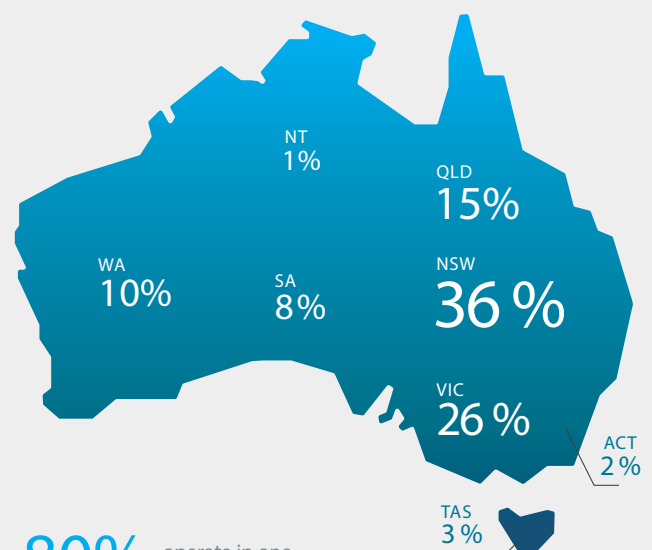
Average income in 2015: \$15,945

Extra small charities had combined total income over

\$301 million



- 56% from other income and revenue, including sales, member fees and user pays
- 38% from donations and bequests
- 6% from government grants



80% operate in one state or territory

7% operate in several states/territories

5% operate in every state and territory

7% operate internationally

63% are based in major cities

21% are based in regional areas

16% are based in remote or rural areas



Read the full report at:  
[australiancharities.acnc.gov.au](http://australiancharities.acnc.gov.au)

